

Journal Speed Report

Updated Through 2016

Craig W. Holden

Indiana University

February 2017

Journal Speed Report **Updated Through 2016**

Table 1: Median Acceptance Time by Year for the Top-20 Finance Journals and Top-Tier Non-Finance Business Journals

	2012	2013	2104	2015	2016	
Panel A: Top-Five General Interest Finance Journals						
Journal of Finance	17.0	19.8	19.7		19.3	
Journal of Financial and Quant Analysis	9.4	10.0	11.5	11.6		
Journal of Financial Economics	9.5	10.4	9.9	9.4	9.3	
Review of Finance		8.0	12.0	12.9		
Review of Financial Studies	13.5	16.5	16.2	15.6	15.6	
Top-Five General Interest Finance Journals	11.1	12.7	13.8	12.0	11.9	
Panel B: Rest of the Top 20 Finance Journals						
Financial Management	7.1	8.4	8.9	10.5		
International Review of Econ and Finance	11.9	9.0	10.9	9.7	11.3	
Journal of Banking and Finance	10.6	10.7	10.7	11.4	14.0	
Journal of Business Finance and Accounting	15.0	19.0	12.0	6.6	15.4	
Journal of Corporate Finance	11.9	10.6	10.9	9.3	9.1	
Journal of Empirical Finance	15.1	14.0	11.8	13.8	9.0	
Journal of Financial Econometrics	25.1	22.5	17.8	19.0	16.8	
Journal of Financial Intermediation					16.4	
Journal of Financial Markets	6.2	11.2	10.6	14.5	10.4	
Journal of Financial Services Research	10.5	13.3	14.5	13.0	15.6	
Journal of Money, Credit, and Banking	15.7	14.9	11.2	13.2	17.2	
Mathematical Finance			11.5	10.0	14.9	
Review of Asset Pricing Studies	5.8	8.0	8.8	7.1	13.2	
Review of Corporate Finance Studies	9.6	3.9	7.3	11.3	10.2	
Rest of the Top 20 Finance Journals	11.9	11.5	11.0	11.3	11.8	
Top 20 Finance Journals	11.7	11.8	11.7	11.6	11.8	
Discipline	Journal	2012	2013	2104	2015	2016
Panel C: Top-Tier Non-Finance Business Journals that Disclose Acceptance Information						
Accounting	Journal of Accounting and Economics	21.5	20.6	20.4	20.9	20.0
Accounting	Journal of Accounting Research	15.6	15.3	20.4	13.5	21.3
Accounting	The Accounting Review	22.0	21.0	22.0	21.5	20.0
Economics	Journal of Business and Economic Statistics					17.3
Economics	Journal of Economic Theory	15.3	19.0	14.3	14.7	14.6
Economics	Review of Economic Studies	26.0	31.0	24.0	26.0	29.0
Marketing	Marketing Science	18.5	15.8	17.4	20.9	20.6
Mgmt.	Strategic Management Journal		18.4	17.3	18.6	17.7
Operations	Decision Sciences	10.8	12.1	13.5	11.9	13.4
Operations	Journal of Operations Management	13.6	15.3	11.6	11.2	13.3
Operations	Management Science	13.8	15.1	15.9	17.1	16.8
Operations	Manufacturing & Service Oper Mgmt	12.7	14.6	19.7	17.8	12.6
Operations	Operations Research	18.0	17.0	20.0	20.5	19.0
Operations	Production and Operations Mgmt	17.0	20.0	18.0	15.0	16.0
Top-Tier Business Journals		15.0	16.5	16.7	15.9	16.9

This table reports median acceptance times by year for the top 20 finance journals and top-tier non-finance business journals from 2012 to 2016. Econometrica, International Economic Review, Journal of International Money and Finance, and Psychometrika are not shown because they only reported the acceptance date for less than ten articles.

Journal Speed Report **Updated Through 2016**

Table 2: Median Online Publication Time by Year for the Top-20 Finance Journals & Top-Tier Non-Finance Business Journals

	2012	2013	2104	2015	2016	
Panel A: Top-Five General Interest Finance Journals						
Journal of Finance	31.5	35.7	34.3	34.4	31.9	
Journal of Financial and Quant Analysis	21.9	25.4	31.9	37.5		
Journal of Financial Economics	15.5	15.8	16.8	16.7	17.0	
Review of Finance		12.4	15.8	15.6		
Review of Financial Studies	17.2	19.0	19.6	18.2	18.1	
Top-Five General Interest Finance Journals	18.0	21.7	23.0	22.1	20.7	
Panel B: Rest of the Top 20 Finance Journals						
Financial Management	17.2	19.3	18.1	20.2		
International Review of Econ and Finance	12.2	9.8	11.3	10.2	11.6	
Journal of Banking and Finance	11.0	11.3	11.4	12.2	14.7	
Journal of Business Finance and Accounting	18.2	23.4	15.5	8.3	19.1	
Journal of Corporate Finance	12.2	10.8	11.3	9.7	9.3	
Journal of Empirical Finance	15.4	14.4	12.3	15.1	9.4	
Journal of Financial Econometrics	30.9	24.2	24.6	22.5	18.1	
Journal of Financial Intermediation	15.9	19.6	19.4	17.1	16.5	
Journal of Financial Markets	10.8	11.6	11.0	14.8	10.8	
Journal of Financial Services Research	11.4	14.2	15.4	14.0	16.9	
Journal of Money, Credit, and Banking	24.1	25.7	23.9	23.2	29.3	
Mathematical Finance	28.1	19.3	17.8	16.6	16.6	
Review of Asset Pricing Studies	7.0	9.9	10.6	8.7	14.8	
Review of Corporate Finance Studies	14.2	8.1	8.4	12.6	11.5	
Rest of the Top 20 Finance Journals	14.3	13.1	13.0	13.4	13.0	
Top 20 Finance Journals	15.6	15.4	15.2	15.3	14.9	
Discipline	Journal	2012	2013	2104	2015	2016
Panel C: Top-Tier Non-Finance Business Journals that Disclose Acceptance Information						
Accounting	Journal of Accounting and Economics	22.0	21.0	20.9	21.4	20.7
Accounting	Journal of Accounting Research	18.0	17.6	22.1	19.5	23.2
Accounting	The Accounting Review	24.0	22.0			20.0
Economics	Econometrica	34.4	31.5	31.3	26.1	32.0
Economics	International Economic Review	31.7	26.0	29.1	28.9	33.1
Economics	Journal of Business and Economic Statistics	28.2	20.9	15.2	21.3	27.6
Economics	Journal of Economic Theory	16.9	22.6	16.5	15.4	14.9
Economics	Review of Economic Studies	31.4	32.5	27.2	28.4	32.5
Marketing	Marketing Science	22.1	19.3	20.7	25.6	27.6
Marketing	Psychometrika	15.5	14.9	16.0	17.3	16.1
Mgmt.	Strategic Management Journal	24.7	26.4	21.9	21.5	24.1
Operations	Decision Sciences	17.8	24.5	24.5	26.9	22.0
Operations	Information Systems Research	32.6	28.6	31.1	36.7	26.8
Operations	Journal of Operations Management	13.9	15.8	12.2	11.4	14.2
Operations	Management Science	18.7	21.8	22.6	24.6	24.0
Operations	Manufacturing & Service Oper Mgmt	17.0	20.2	24.2	22.9	17.2
Operations	Operations Research	27.4	21.8	23.5	24.3	22.2
Operations	Production and Operations Mgmt	24.5	29.1	24.4	19.9	19.5
	Top-Tier Business Journals	21.9	22.8	23.1	22.1	22.5

This table reports median online publication times by year for the top 20 finance journals and top-tier non-finance business journals from 2012 to 2016. The Journal of International Money and Finance is not shown because it only reported the online publication date for less than ten articles.

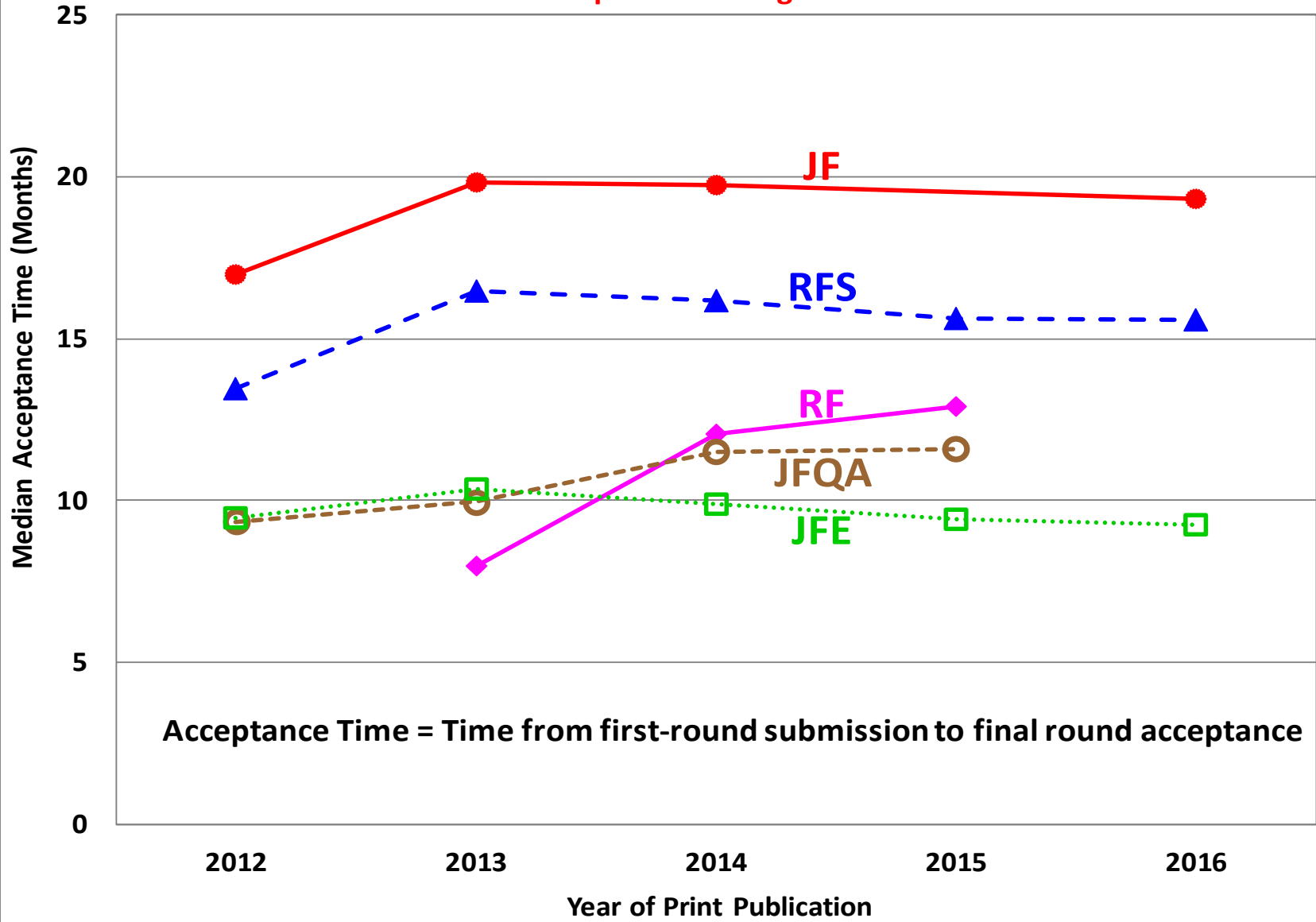
Journal Speed Report **Updated Through 2016**

Table 3: Median Print Publication Time by Year for the Top-20 Finance Journals & Top-Tier Non-Finance Business Journals

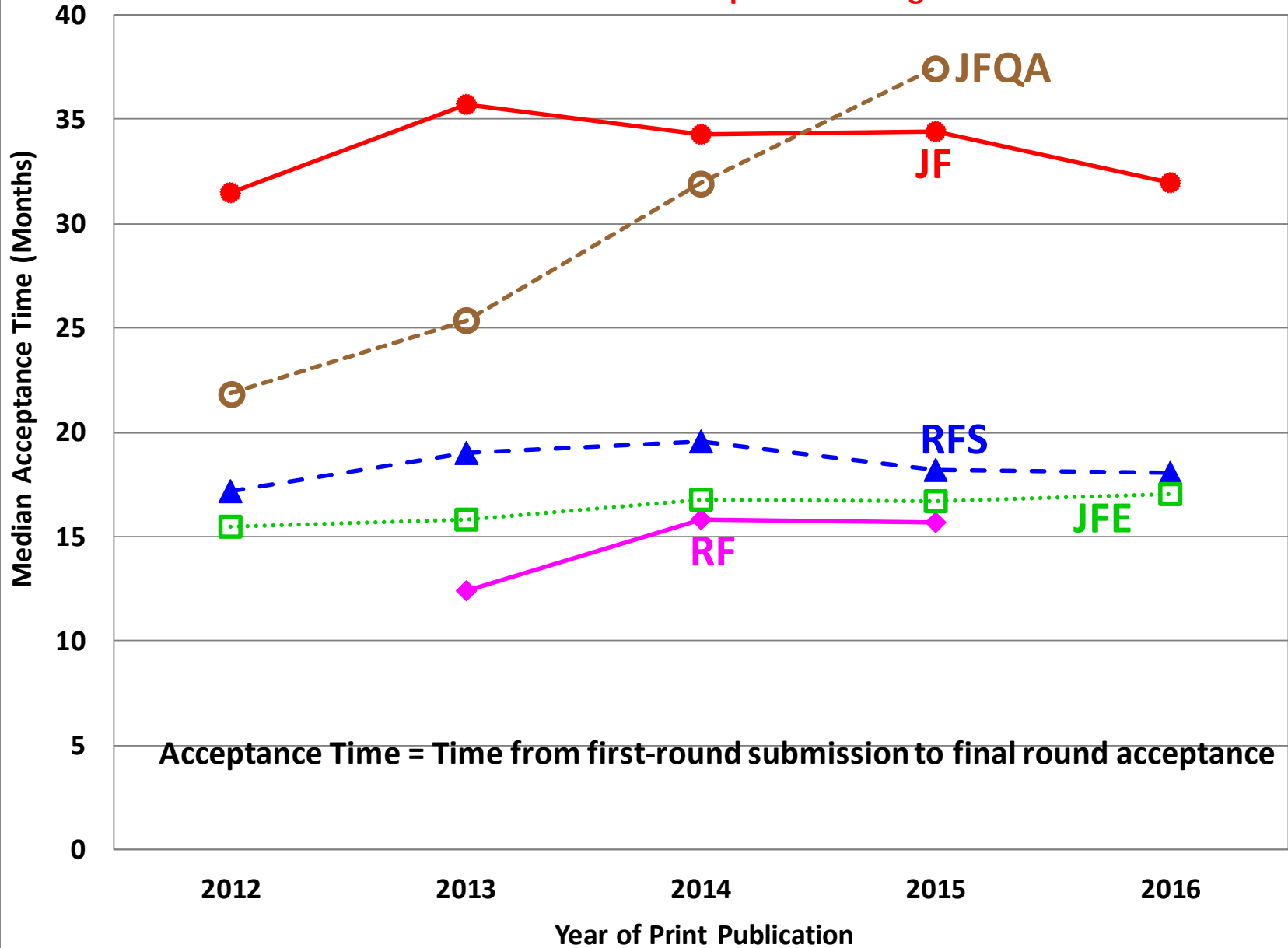
	2012	2013	2104	2015	2016	
Panel A: Top-Five General Interest Finance Journals						
Journal of Finance	31.9	36.4	34.7	35.0	32.5	
Journal of Financial and Quant Analysis	24.4	24.8	30.5	35.2		
Journal of Financial Economics	21.1	20.3	20.4	21.3	20.5	
Review of Finance		22.2	26.1	26.4		
Review of Financial Studies	19.4	21.8	23.5	23.1	22.1	
Top-Five General Interest Finance Journals	21.8	24.4	27.5	27.9	24.3	
Panel B: Rest of the Top 20 Finance Journals						
Financial Management	19.2	25.8	21.2	22.6		
International Review of Econ and Finance	19.2	16.4	16.2	14.3	14.8	
Journal of Banking and Finance	23.7	15.2	15.1	16.1	18.5	
Journal of Business Finance and Accounting	20.1	24.0	16.0	7.7	16.7	
Journal of Corporate Finance	16.5	14.4	13.7	12.6	11.9	
Journal of Empirical Finance	18.9	16.6	15.6	18.3	14.8	
Journal of Financial Econometrics	30.6	28.2	29.9	36.1	28.3	
Journal of Financial Intermediation	22.1	25.4	23.8	26.9	22.3	
Journal of Financial Markets	15.8	19.1	18.0	16.4	15.4	
Journal of Financial Services Research	23.1	29.6	29.3	27.8	25.3	
Journal of Money, Credit, and Banking	24.3	26.2	24.3	23.9	29.7	
Mathematical Finance	38.0	36.0	36.5	41.1	43.1	
Review of Asset Pricing Studies	11.4	13.7	13.4	12.7	23.6	
Review of Corporate Finance Studies	18.8	10.1	10.0	17.0	14.5	
Rest of the Top 20 Finance Journals	22.0	17.5	16.8	17.3	16.9	
Top 20 Finance Journals	22.0	20.1	19.6	19.8	18.9	
Discipline	Journal	2012	2013	2104	2015	2016
Panel C: Top-Tier Non-Finance Business Journals that Disclose Acceptance Information						
Accounting	Journal of Accounting and Economics	27.6	24.7	22.7	26.2	25.2
Accounting	Journal of Accounting Research	22.3	20.5	25.3	18.2	24.9
Accounting	The Accounting Review	28.1	27.0			28.5
Economics	Econometrica	33.5	31.0	30.5	25.0	31.5
Economics	International Economic Review	31.0	26.5	29.3	29.0	32.8
Economics	Journal of Business and Economic Statistics	27.6	20.0	17.0	24.0	27.5
Economics	Journal of Economic Theory	27.1	25.4	21.2	19.5	18.4
Economics	Review of Economic Studies	37.0	39.1	31.1	32.0	40.0
Marketing	Marketing Science	25.0	20.8	23.3	28.7	29.2
Marketing	Psychometrika	17.3	20.0	25.2	30.8	26.9
Mgmt.	Strategic Management Journal	28.5	33.0	32.9	33.5	31.5
Operations	Decision Sciences	18.4	24.0	23.8	27.0	28.6
Operations	Information Systems Research	42.6	36.5	32.7	38.4	29.2
Operations	Journal of Operations Management	18.3	16.9	14.7	13.4	13.9
Operations	Management Science	22.7	25.8	25.8	32.2	32.7
Operations	Manufacturing & Service Oper Mgmt	19.1	23.6	26.3	25.9	20.9
Operations	Operations Research	27.0	21.0	24.0	23.5	24.0
Operations	Production and Operations Mgmt	31.0	37.1	33.0	25.0	25.0
	Top-Tier Business Journals	25.4	26.0	27.0	27.7	28.0

This table reports median print publication times by year for the top 20 finance journals and top-tier non-finance business journals from 2012 to 2016. The Journal of International Money and Finance is not shown because it only reported the print publication date for less than ten articles.

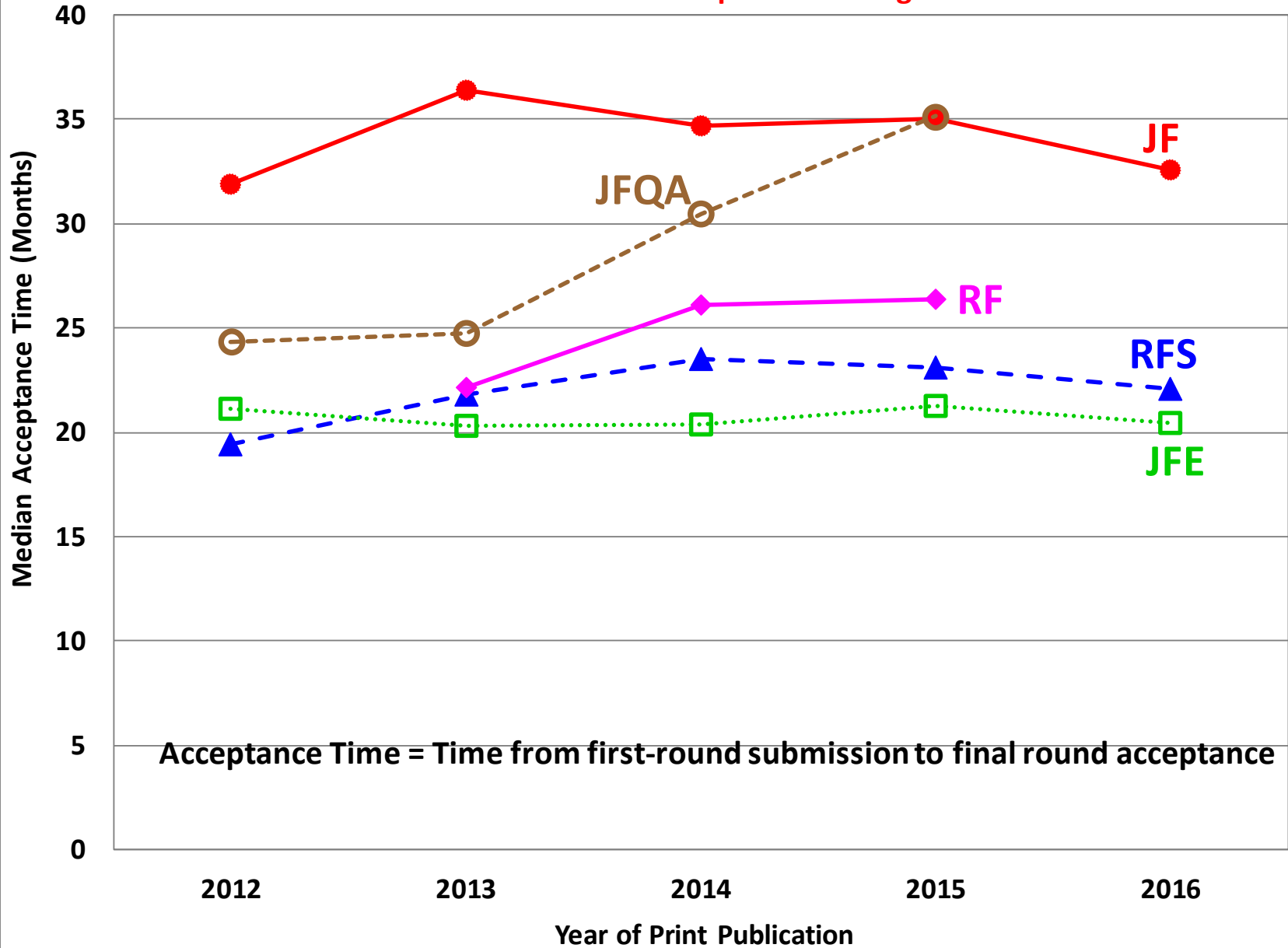
Median Acceptance Time for the Top-Five, General Interest Finance Journals
Updated Through 2016



Median Online Publication Time for the Top-Five, General Interest Finance Journals Updated Through 2016

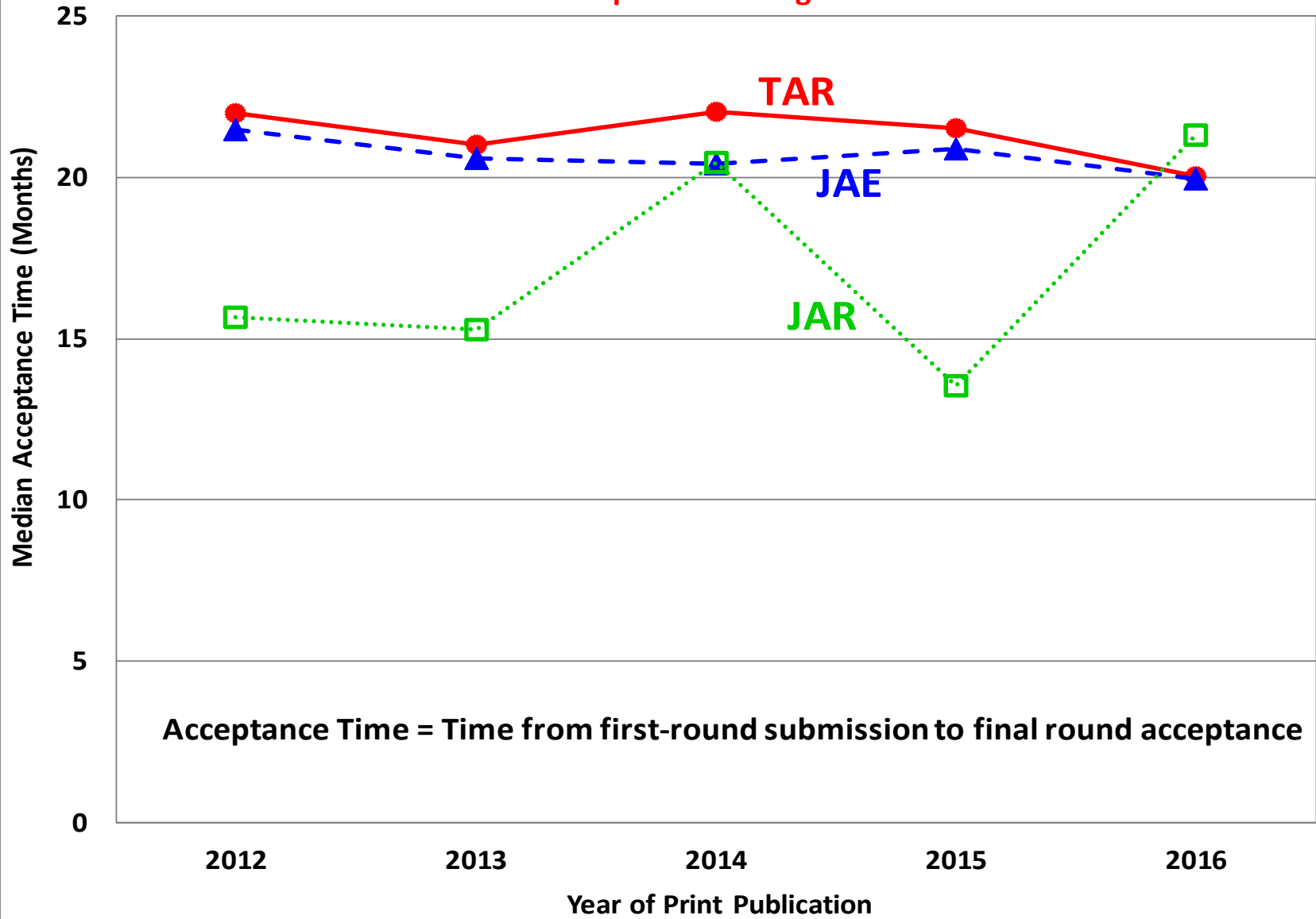


Median Print Publication Time for the Top-Five, General Interest Finance Journals Updated Through 2016



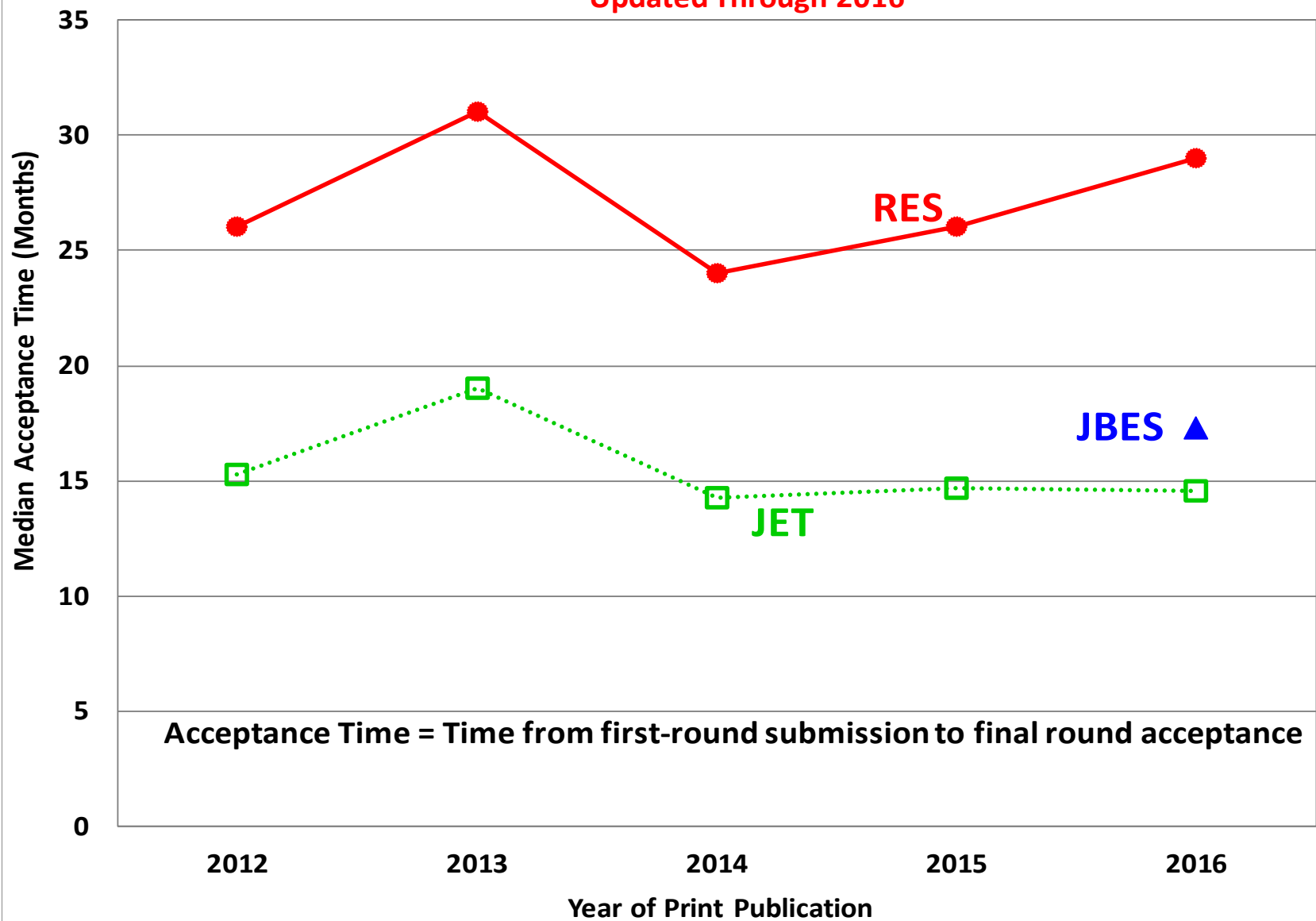
Median Acceptance Time for the Top-Tier Accounting Journals

Updated Through 2016

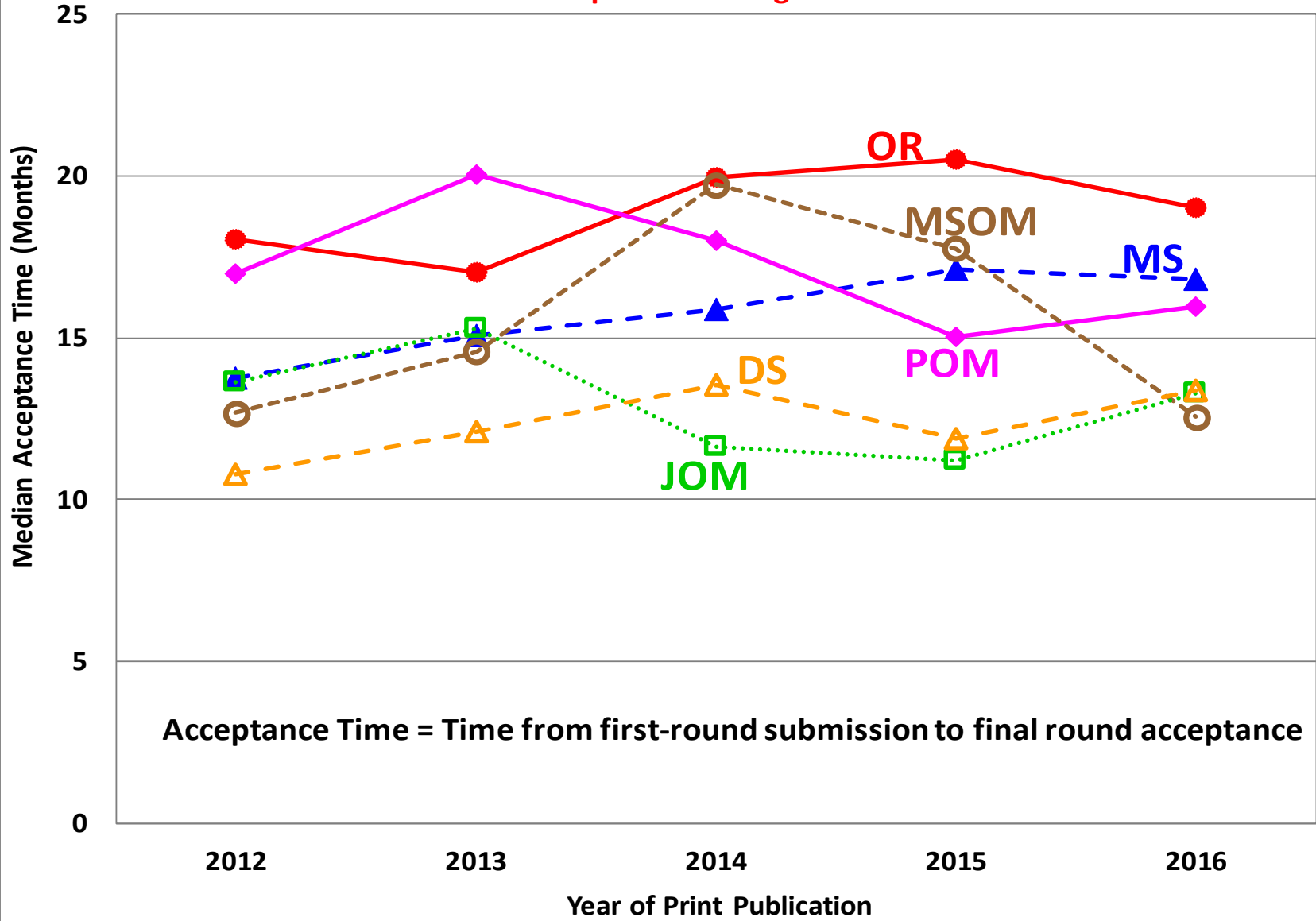


Median Acceptance Time for the Top-Tier Economics Journals

Updated Through 2016



Median Acceptance Time for Top-Tier Operations/Decision Science Journals
Updated Through 2016



Median Acceptance Time by Quarter for the Top-Five, General Interest Finance Journals **Updated Through 2016**

